





LEGEND

- |   |               |   |            |
|---|---------------|---|------------|
|  | Single Family |  | Industrial |
|  | Multi Family  |  | Commerical |

Original Map - Does Not Include Amendments